

AG0 & AG2 Semiconductor Fuse



FEATURES:

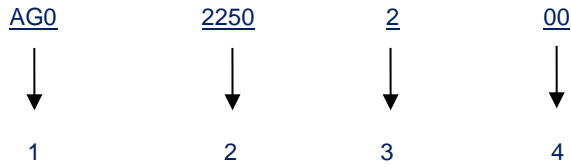
- 240 VAC / 150 VDC high speed semiconductor fuse
- Rated Current: 25-180 A (AG0),
250-400 A (AG2)
- Breaking Capacity: 50 kA at 240 VAC, 10 kA at 150 VDC
- Ref. to IEC 60269-4; GB 13539-4; BS88-4
- Approval: UL (File: E485737)

ELECTRICAL SPECIFICATIONS

Part Number	Rated Current	Ampere Code	Rated Voltage	Breaking Capacity	I ² t (A ² s)			Dissipation (W)	cuRus
					Pre-Arcing	Clearing at 415 V	Clearing at 660 V	1.0 I _n	
AG02250200	25 A	2250	240 VAC 150 VDC	50 kA@240 VAC 10 kA@150 VDC	18	120	250	4.2	●
AG02400200	40 A	2400			75	430	900	6.1	●
AG02500200	50 A	2500			100	500	1400	7.1	●
AG02630200	63 A	2630			180	1100	2200	9.0	●
AG02800200	80 A	2800			300	1900	3800	10.2	●
AG03100200	100 A	3100			600	3800	7500	10.3	●
AG03125200	125 A	3125			600	3800	7500	16.0	●
AG03160200	160 A	3160			1100	7000	16000	20.0	●
AG03180200	180 A	3180			1600	12000	29000	21.1	●
AG23250200	250 A	3250	240 VAC 150 VDC	50 kA@240 VAC 10 kA@150 VDC	3200	20000	40000	28.2	●
AG23315200	315 A	3315			6000	35000	75000	35.4	●
AG23400200	400 A	3400			14000	71000	170000	42.3	●

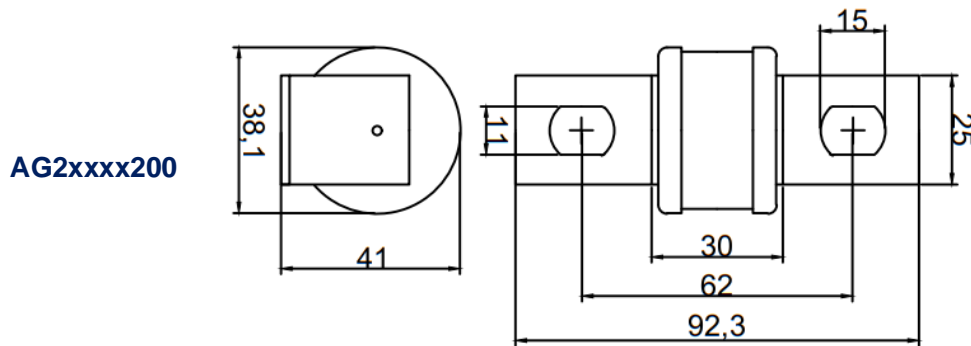
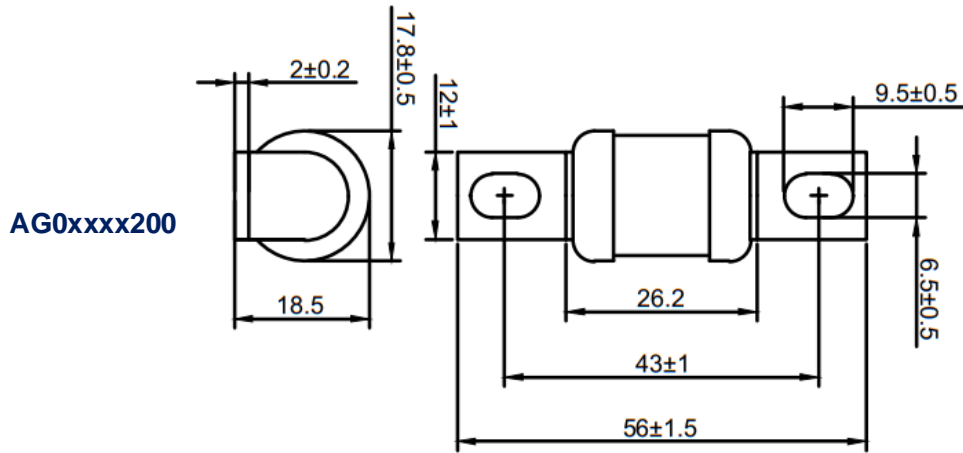
Note: (1) Typical pre-arcing I²t are measured at 10*I_n current.

PART NUMBER SYSTEM

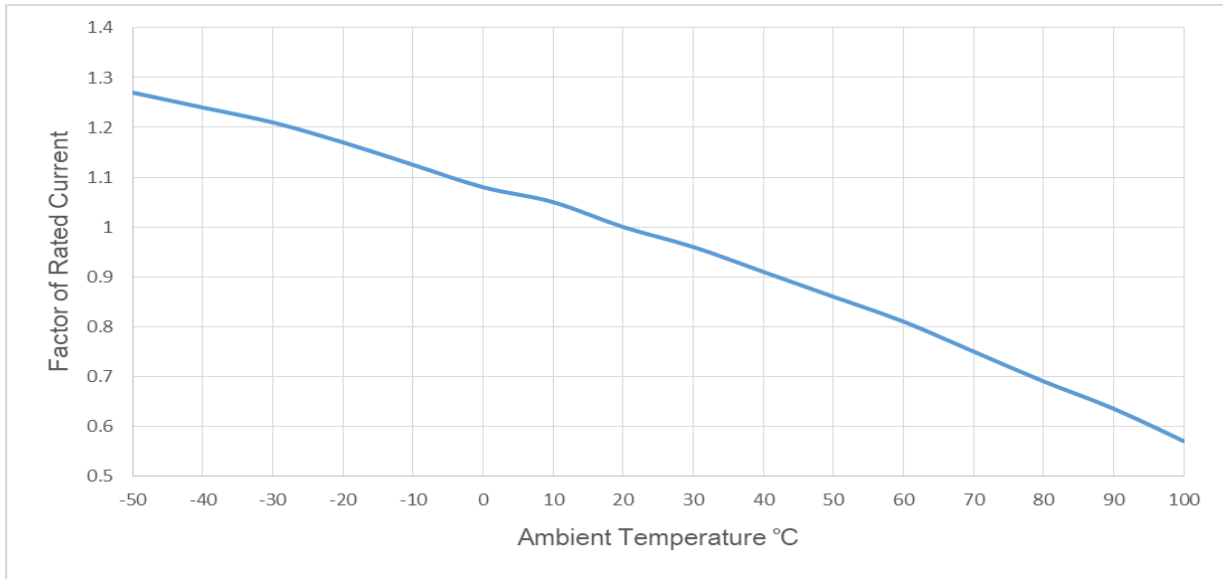


- | | | |
|---------|--------------------------|--|
| 1 | Product Series | AG0; AG2 |
| 2 | Ampere Code | 25 A (see Ampere code column of electrical specifications) |
| 3 | Rated Voltage | 2: 240 VAC / 150 VDC |
| 4 | Supplementary Code | 00: default |

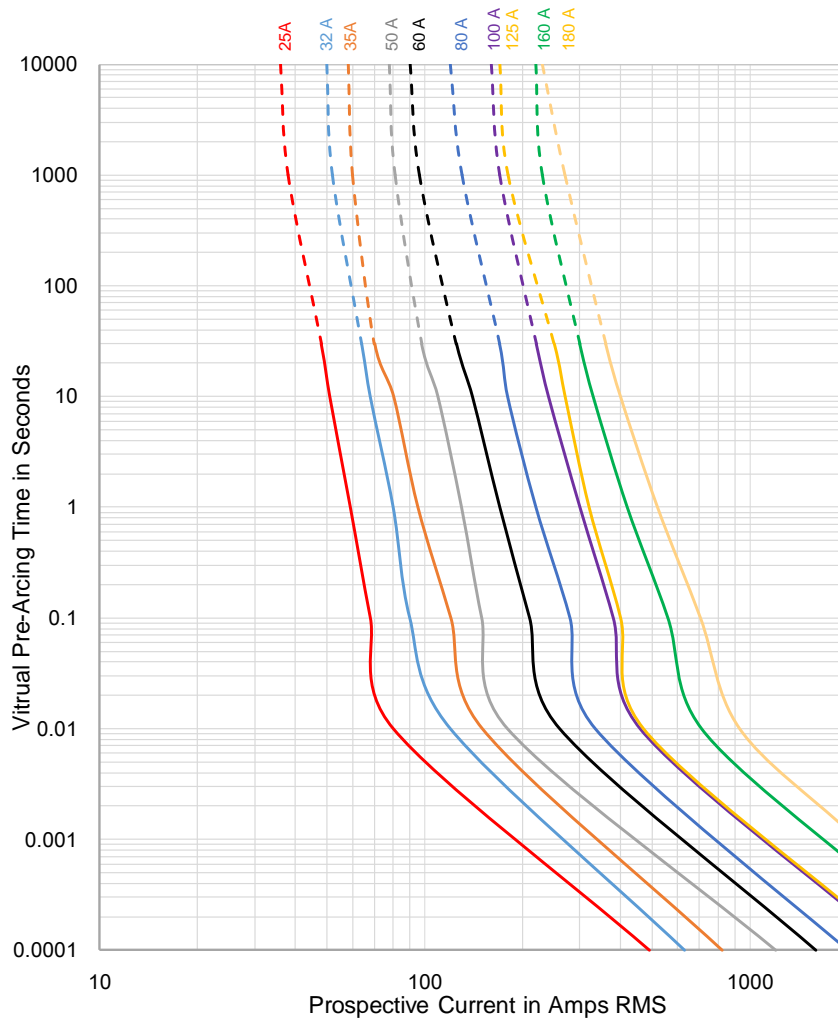
DIMENSIONS (mm)



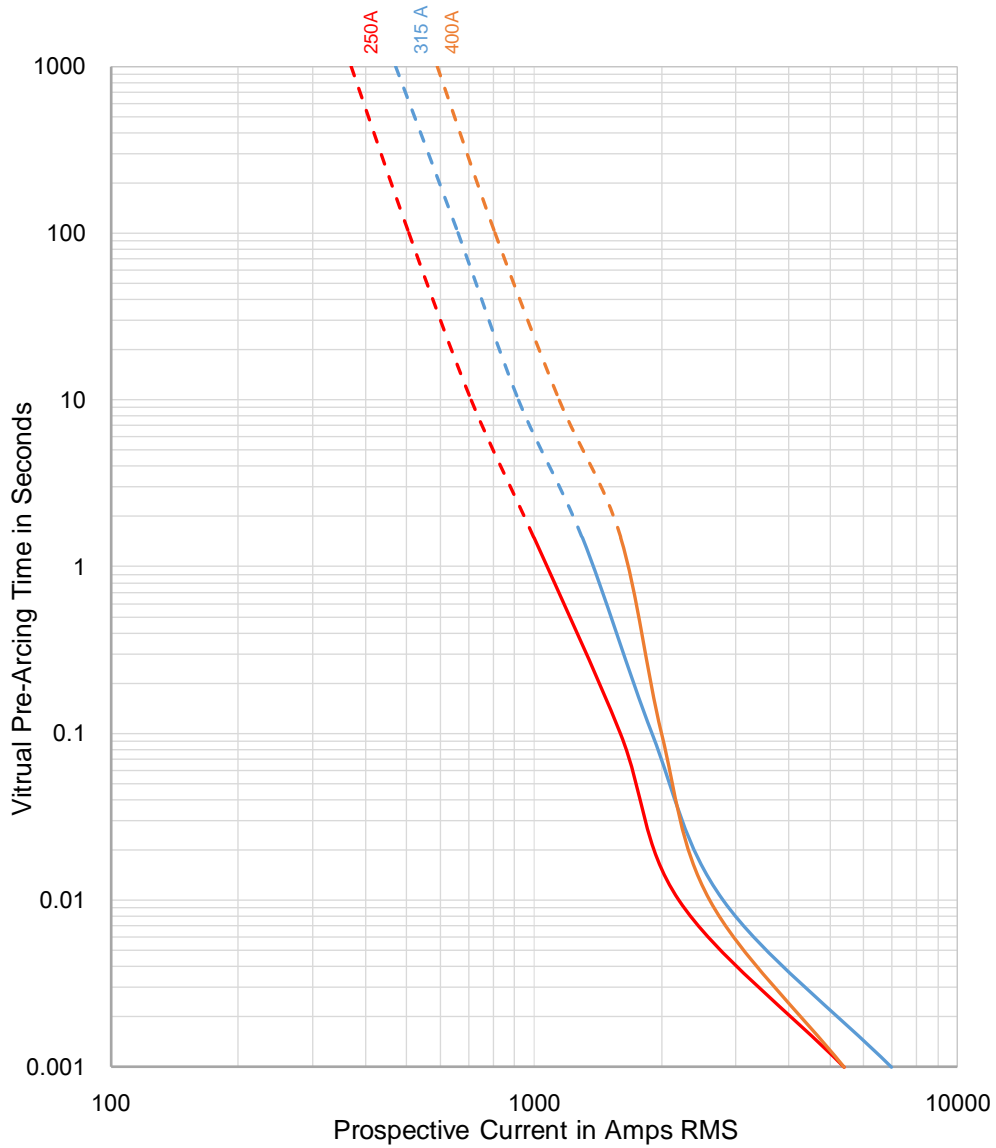
TEMPERATURE DERATING CURVE



TIME CURRENT CURVE: AGO



TIME CURRENT CURVE: AG2



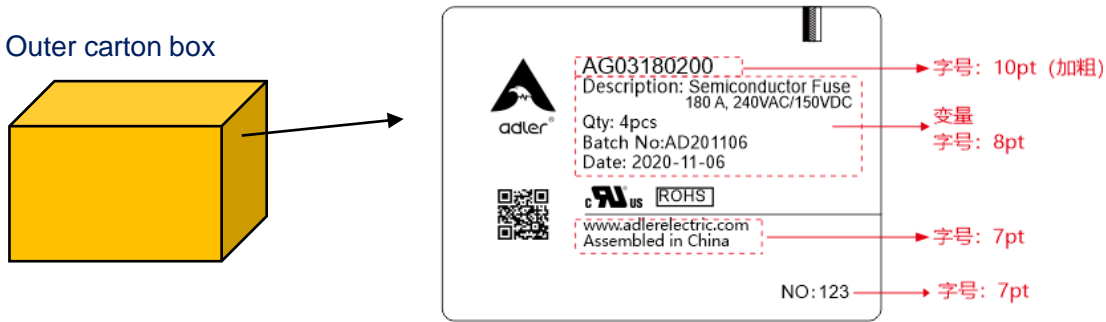
PACKAGING INFORMATION

	Quantity of fuse	Gross weight	Box size	Label size
Inner box				50X50mm
Outer carton box				85X105mm

Inner Box



Outer carton box



Balance Box

